


HotLine

INDIRECT WATER HEATER



(HL30SK shown)

Commercial Quality & Capability. Residential Affordability.

- 1 Domestic Water Hot and Cold Side Connection –
HL 30SK, HL 40SK, HL 50SK.
Hot Only Top Connection –
HL 80SK, HL 119SK.
Cold Only Bottom/Side –
HL 80SK, HL 119SK.
- 2 Coil Connections Include dielectric unions for both inlet and outlet
- 3 2" Foam Insulation
- 4 Heavy-Duty Steel Jacket
- 5 Replaceable Extra-Thick Magnesium Anode Rod
- 6 Corrosion Resistant Porcelain-coated Enamel Smooth Coil and Interior Tank Walls
- Immersion Aquastats standard on all models
- Surface-mounted Thermostat
- Self-cleaning Drain Valve
- Factory Installed T&P Valve



ECR International

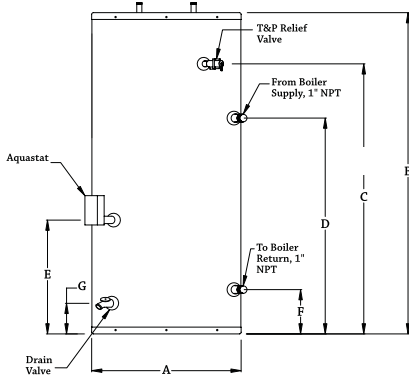
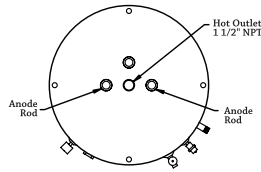
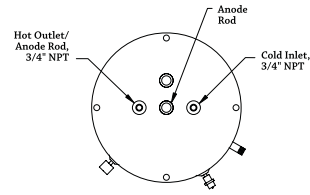
An ISO 9001-2000 Certified Company

Hotline Indirect Water Heater

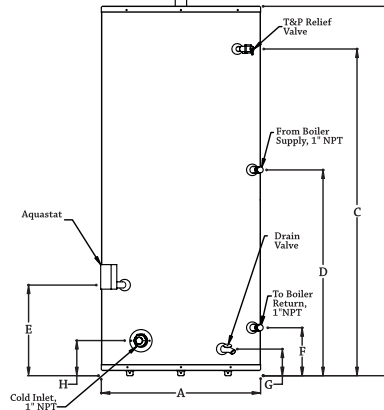
Specifications*

MODEL NO.	STORAGE CAPACITY	DIMENSIONS								SHIPPING WEIGHT
		A	B	C	D	E	F	G	H	
HL30SK	30 GAL.	22"	35¾"	27¾"	19½"	11¾"	6½"	4½"	N/A	180 LBS.
HL40SK	38 GAL.	22"	42¾"	34¾"	31½"	16¾"	6½"	4½"	N/A	226 LBS.
HL50SK	45 GAL.	22"	48¾"	39¾"	31½"	16¾"	6½"	4½"	N/A	231 LBS.
HL80SK	75 GAL.	24"	64¾"	57⅞"	33"	19¼"	8"	5"	5"	297 LBS.
HL119SK	110 GAL.	28"	65¼"	57¾"	33¾"	16¼"	8¾"	5"	6½"	397 LBS.

NOTES: Potable outlet water temperature at 135° F as per D.O.E. • Boiler output should be at least 74,000 BTU/h.
 *Due to ongoing product development specifications and dimensions subject to change without notice.



Models HL30SK, HL40SK, HL50SK



Models HL80SK, HL119SK

The Hotline is available under these fine ECR brands:



First Hour Rating (Gal) @ Coil Output (Btu/hr)

Model	180° F / 6 GPM*	180° F / 10 GPM*	180° F / 12 GPM*	200° F / 6 GPM*	200° F / 8 GPM*	200° F / 10 GPM*	200° F / 12 GPM*
HL30SK	107 @ 53,000	114 @ 57,000	117 @ 59,000	129 @ 67,000	132 @ 69,000	136 @ 71,000	139 @ 73,000
HL40SK	141 @ 69,000	165 @ 84,000	177 @ 92,000	171 @ 88,000	183 @ 96,000	195 @ 104,000	207 @ 111,000
HL50SK	148 @ 69,000	172 @ 84,000	184 @ 92,000	178 @ 88,000	190 @ 96,000	202 @ 104,000	214 @ 111,000
HL80SK	188 @ 76,000	212 @ 91,000	224 @ 98,000	221 @ 97,000	233 @ 104,000	245 @ 112,000	257 @ 119,000
HL119SK	220 @ 76,000	244 @ 91,000	256 @ 98,000	253 @ 97,000	265 @ 104,000	277 @ 112,000	289 @ 119,000

NOTES: First Hour Rating = First Draw + Continuous Draw
 * Coil Input (temperature, flow rate). Ratings based on 77°F rise with 58°F inlet potable water.
 All data obtained through testing in accordance with GAMA INDIRECT-FIRED WATER HEATER TESTING STANDARD IWH-TS-1_MARCH 2003



ECR International

2201 Dwyer Avenue, Utica, NY 13504-4729
 Phone: 315-797-1310 Fax: 866-432-7329
 E-mail: information@ecrinternational.com
 www.ecrinternational.com

USA Contractor Assistance: 800-325-5479

In Canada Contact:

ECR International Ltd.
 P.O. Box 900, 6800 Base Line • Wallaceburg, Ontario, Canada N8A 5E5
 Phone: (519) 627-0791 Fax: (519) 627-4719
 E-mail: info@ecrltd.com • www.ecrltd.com

