



FSB Series II

Gas-Fired Hot Water Boiler



Standard Equipment:

- Assembled Boiler with Insulated Jacket
- Circulator
- Completely Installed and Wired Gas Control System with Titanium Composite Burners and Manifold consisting of:
 - Automatic Redundant Combination Gas Valve
 - 24 Volt Intermittent Pilot Control
 - Continuous Retry 100% Shut-Off
 - Combination Pilot Burner/Electrode/Flame Sensor
- 24 Volt Transformer, Service Switch
- Flame Roll-Out Safety Shut-Off (Fuse Link) and Pressure Switch (Vent Safety Shut-Off) with Spare Fuse Link Included
- Induced Draft Fan
- Combination Temperature/Pressure Gauge
- A.S.M.E. Relief Valve
- Drain Valve

Optional:

- Natural Gas or Propane
- Combustible Floor Plate
- Fill-Trol
- Thimble
- Sidewall Vent Hood

The Pennco FSB Series II features a Honeywell High Limit/Electronic Ignition Control:

- Recessed under the boiler's protective jacket
- Digital temperature display and diagnostics
- Plug in connection for the inducer fan
- Plug in connection for the system pump

Control monitors the water temperature and delays the burner starting until residual heat has been transferred. This maximizes efficiency by turning on the burner only when needed.

Induced Draft Fan – Allows flue gases to be pulled through the boiler and exhausted through a chimney or side-wall vent.

Quality Heat Exchanger Design – The FSB Series II features a dependable cast iron heat exchanger with cast iron push nipples. The sections and push nipples expand at the same rate when heated. By using similar materials instead of less expensive gaskets, the boiler maintains a water tight seal over time.

Efficiency – The FSB Series II provides an annual fuel utilization efficiency of up to 84.4% as certified by the US Department of Energy testing standards.

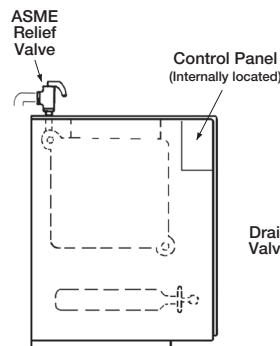
Warranty – Limited 20 Year Warranty (Residential Applications)

Made in the USA.

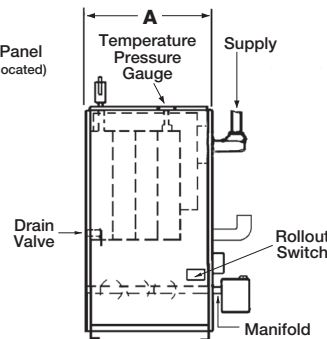
Pennco SILVER makes Simple Comfort, Affordable.

FSB Series II

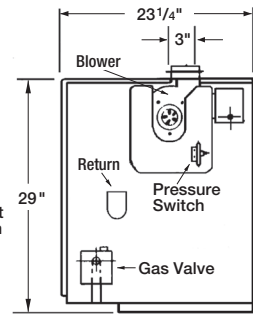
Gas-Fired Hot Water Boiler



LEFT SIDE



FRONT



RIGHT SIDE

Specifications: *(All ratings and specifications subject to change)*

Boiler Number	Input Mbh (1)	Heating Capacity Mbh (1)	Net AHRI Rating Water Mbh (2)**	Natural Gas Inlet	Dimensions (Inches)			Pump Size Supply & Return Tappings	Vent Diameter		AFUE Elec. Ign. & Damper
					A (Width)	B (Height)	C (Depth)		To Chimney (3) (Category I)	Horizontal Vent (Category III)	
FSB-2	42	36	31	1/2"	11"	29"	23 1/4"	1 1/4"	4"	3"	84.4%
FSB-3	75	63	55	1/2"	14 1/4"	29"	23 1/4"	1 1/4"	4"	3"	83.4%
FSB-4	112	94	82	1/2"	17 1/2"	29"	23 1/4"	1 1/4"	4"	3"	83.0%
FSB-5	150	125	109	1/2"	20 3/4"	29"	23 1/4"	1 1/4"	4"	3"	82.7%
FSB-6	187	155	135	1/2"	24"	29"	23 1/4"	1 1/4"	4"	4"	82.3%
FSB-7	225	186	162	1/2"	27 1/4"	29"	23 1/4"	1 1/4"	4"	4"	82.0%

- All boilers are design certified for installation on noncombustible floor.
- Electric service to be 120 Volts, 15 Amps, 60 Hz.

- (1) Input rating for sea level to 2,000 ft. (610m) above sea level. United States, over 2000 ft (610m) above sea level. Reduce input rate 4% for every 1,000 ft (304m) above sea level.
- (2) Net AHRI Water Ratings shown based on piping and pickup allowance of 1.15. Consult manufacturer before selecting boiler for installations having unusual piping and pickup requirements, such as intermittent system operation, extensive piping systems, etc.

For forced hot water systems where boiler and all piping within area to be heated, boiler may be selected on basis of its heating capacity.
- (3) Boiler is provided with a 3" x 4" increaser for chimney vent applications. This does not infer that the connection to the chimney will always be 4". Please refer to IOM, National Fuel Gas Code, ANSI Z223.1/NFPA54, or applicable provisions of the local building codes for details concerning proper chimney connections.



PENNCO



2201 Dwyer Avenue, Utica, New York 13501
 Phone: 315-797-1310 • Fax: 866-432-7329
 E-mail: info@ecrinternational.com
 Web: www.pennco boilers.com

USA Contractor Assistance:
800-325-5479